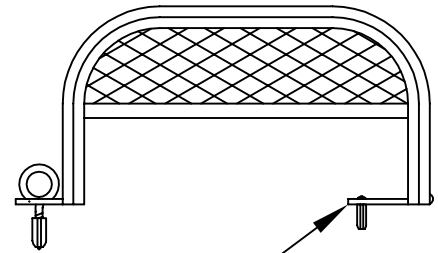
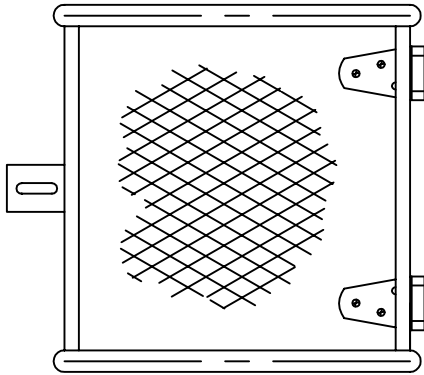


# ClockGuard™ Instalation

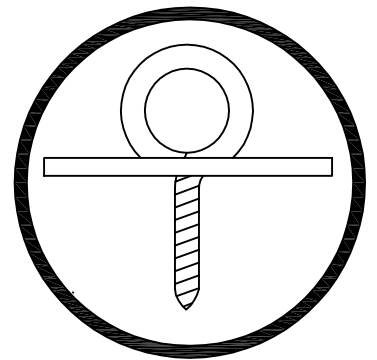

## HARDWARE FOR GUARDSHACK™ CLOCKGUARD

GuardshackEnclosures.com  
(602) 426-1002  
(800) 266-5411



Hinges can be used internally or externally.

	Qty	Hardware
①	1	W-4 Zinc Eyebolt
②	1	#14-1/4 x 1" Blue Anchor
③	6	1/4"-20 x 1" One Way Screw
④	6	#10-#12 x 1" Green Anchor



### Installation Suggestions

- Set eyebolt with bottom of circle flush with the wall then the eyebolt cannot be turned when bracket is in place.

