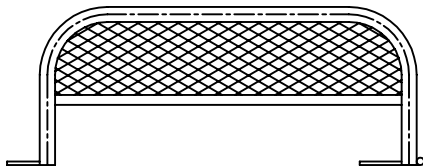
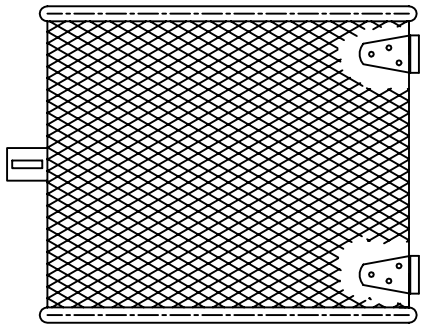
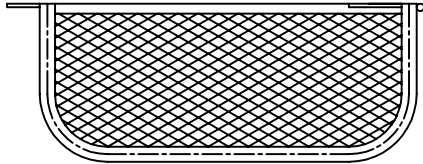


STANDARD ClockGuard™
For Wall Mounted Timers And Backflow Assemblies

STANDARD ClockGuard™ SIZES INTERNAL DIMENSIONS

CG - 1	11" W x 11" H x 6 1/2" D	Hinged
CG - 2	17" W x 14" H x 7 1/2" D	Hinged



ClockGuard™ GENERAL SPECIFICATIONS

- All tubing shall be 3/4" .065 wall thickness ASTM B338 steel.
- Angle Iron shall be 1/2" x 1/2" x 1/8" steel.
- Expanded metal shall be 1/2" spacing x # 13 Ga. flattened diamond pattern steel.
- There shall be no exposed ends of expanded metal on the outside of the enclosure.
- Welding shall be a minimum of 1/4" long welds on 2" spacing.
- One bracket on hinged units shall be welded on end opposite hinges.
- Hardware kits provided for mounting enclosures.
- All enclosures shall withstand a minimum of 200 lbs. per square foot without any permanent deflection or distortion.

POWDERCOATED UNITS

Pre-powdercoat Treatment Process

Clean GuardShack™ unit with a S-44 alkaline cleaner, overflow rinse, apply an AC-8115 iron phosphate treatment, overflow rinse and finish with a #198 sealer rinse to prevent rusting and improve adhesion.

Powdercoat Treatment Process

Units shall be preheated and coated by electrostatic application of 2.0 to 3.5 mil thickness on all surfaces. Powder shall be GR21 or approved equal Impact Resistance Finish 160 inch pounds direct 160 inch pounds reverse, per ASTM D-2794 specs. Gloss Finish >85, per ASTM D-523. Adhesion to be rated excellent when tested to ASTM D-3359 standards.

BACKFLOW PREVENTION DEVICE ENCLOSURES
 3831 E. GROVE STREET
 PHOENIX, ARIZONA 85040 (602) 426-1002

**GENERAL SPECIFICATIONS FOR
 STANDARD ClockGuard™ ENCLOSURES**

SCALE: NTS
 DETAIL NO.
 BPDI- ClockGuard
 REV. 0